

Review on High Performance Integrated Circuit Transform Finite Impulse Response Module

Anjali Bathma^{1*}, Shraddha Shrivastava²

M. tech. Scholar, Dept. of Electronics and Communication, LNCT, Bhopal¹
Assistant Professor, Dept. of Electronics and Communication, LNCT, Bhopal²
anjali bathma29@gmail.com

Abstract

This paper presents efficient modified distributed arithmetic (MDA)-based approaches for low delay reconfigurable usage of limited motivation reaction (FIR) channels whose channel coefficients change during runtime. Expectedly, for reconfigurable DA-based usage of FIR channel, the query tables (LUTs) are required to be actualized in ROM; and the ROM-based LUT is seen as exorbitant for application explicit incorporated circuit (ASIC) execution. Along these lines, a common LUT configuration is proposed to understand the MDA calculation. Rather than utilizing separate registers to store the potential aftereffects of incomplete internal items for DA handling of various piece positions, registers are shared by the DA units for bit cuts of various weightage. The all plan actualized in Xilinx Virtex-5 FPGA gadget (XC5VSX95T-1FF1136).

Keywords

Finite Impulse Response (FIR), Look Up Table (LUT), Modified Distributive Arithmetic Technique

1. INTRODUCTION

Reconfigurable limited drive reaction (FIR) channel whose channel coefficients change progressively during runtime assumes a significant job in the product characterized radio (SDR) frameworks [1], [2], multi-channel channels [3], and computerized up/down converters [4]. Be that as it may, the outstanding various steady duplication (MCM)- based system [5] which is generally utilized for the execution of FIR channels can't be utilized when the channel coefficients change powerfully. Then again, general multiplier-based structure requires a huge chip zone, and thusly implements restriction on the most extreme conceivable request of the channel that can be acknowledged for high-throughput applications. Circulated number-crunching (DA)- based strategy [6] has increased considerable ubiquity, lately, for their high throughput preparing ability and expanded consistency which result in financially savvy and zone time effective figuring structures. The principle activities required for DA-based calculation are an arrangement of query table (LUT) gets to be pursued by move gathering tasks of the LUT yield. The regular DA execution utilized for the usage of FIR channel accept that motivation reaction

coefficients are fixed and this conduct makes it conceivable to utilize ROM-based LUTs. The memory necessity for DA-based execution of FIR channels, in any case, increments exponentially with the channel request. To dispose of the issue of such huge memory prerequisite, systolic decay strategies are recommended by Meher et al. for DA-based usage of long-length convolutions and FIR channel of enormous requests [7], [8]. For reconfigurable DA-based FIR channel whose channel coefficients change progressively, we have to utilize rewritable RAM based LUT [9] rather than ROM-based LUT. Another methodology is to store the coefficients in the simple area by utilizing sequential advanced to-simple converters bringing about blended sign design [10]. We likewise find many takes a shot at DA based execution of versatile channels [11], [12] where the coefficients change at each cycle. In this paper, we present effective plans for the upgraded shared-LUT usage of reconfigurable FIR channels utilizing DA procedure where LUTs are shared by the DA units for bit cuts of various weightage. Additionally, the channel coefficients can be changed progressively in runtime with little reconfiguration idleness. In the following area, we quickly talk about the numerical foundation of DA-based usage of FIR channel.

2. LITERATURE REVIEW

1. High-Performance FIR Filter Architecture for Fixed and Reconfigurable Applications

Basant Kumar Mohanty et al. [1], transpose structure limited drive reaction (FIR) channels are intrinsically pipelined and bolster different steady increases (MCM) system that outcomes in noteworthy sparing of calculation. Nonetheless, transpose structure setup doesn't legitimately bolster the square preparing not at all like direct structure design. In this paper, we investigate the plausibility of acknowledgment of square FIR channel in transpose structure arrangement for zone defer productive acknowledgment of enormous request FIR channels for both fixed and reconfigurable applications. In light of a nitty gritty computational examination of transpose structure setup of FIR channel, we have inferred a stream chart for transpose structure square FIR channel with streamlined register

multifaceted nature. A summed up square definition is exhibited for transpose structure FIR channel.

We have determined a general multiplier-based engineering for the proposed transpose structure square channel for reconfigurable applications. A low-multifaceted nature configuration utilizing the MCM plan is additionally exhibited for the square execution of fixed FIR channels. The proposed structure includes essentially less region defer item (ADP) and less vitality per test (EPS) than the current square execution of direct structure for medium or enormous channel lengths, while for the short-length channels, the square usage of direct-structure FIR structure has less ADP and less EPS than the proposed structure. Application explicit coordinated circuit amalgamation result demonstrates that the proposed structure for square size 4 and channel length 64 includes 42% less ADP and 40% less EPS than the best accessible FIR channel structure proposed for reconfigurable applications. A preferred position of this module is utilized to steady multiplier procedure and diminishes multifaceted nature of the framework yet burden of this module is high deferral.

2. An Efficient VLSI Architecture of a Reconfigurable Pulse-Shaping FIR Interpolation Filter for Multi-standard DUC

B. Madhu Latha et al. [2], this brief proposes a two-advance improvement strategy for structuring a reconfigurable VLSI design of an interjection channel for multi standard computerized up converter (DUC) to diminish the power and territory utilization. The proposed procedure at first diminishes the quantity of increases per info test and augmentations per information test by 83% in examination with individual usage of every standard's channel while planning a root-raised-cosine limited drive reaction channel for multi standard DUC for three distinct measures. In the subsequent stage, a 2-piece twofold basic subexpression (BCS)- based BCS disposal calculation has been proposed to structure an effective steady multiplier, which is the essential component of any channel. This strategy has prevailing with regards to decreasing the zone and power utilization by 41% and 38%, individually, alongside 36% improvement in working recurrence over a 3-piece BCS-based method revealed prior, and can be viewed as increasingly suitable for planning the multi standard DUC. A preferred position of this module is utilized to 2-piece parallel basic subexpression method and lessens zone and intensity of the framework yet impediment of this module isn't utilized to higher piece.

3. Efficient FPGA and ASIC Realizations of DA-Based Reconfigurable FIR Digital Filter

Sang Yoon Park et al. [3], this paper presents effective disseminated number juggling (DA)- based methodologies for high-throughput reconfigurable usage of limited motivation reaction (FIR) channels whose channel coefficients change during runtime. Ordinarily, for reconfigurable DA-based execution of FIR channel, the query tables (LUTs) are required to be actualized in RAM; and the RAM-based LUT is seen as expensive for ASIC usage. In this manner, a mutual LUT configuration is proposed to understand the DA calculation. Rather than utilizing separate registers to store the potential consequences of fractional inward items for DA handling of various piece positions, registers are shared by the DA units for bit cuts of various weightage. The proposed plan has almost 68% and 58% less region defer item, and 78% and 59% less vitality per test than DA-based systolic structure and convey spared snake (CSA)- based structure, separately for the ASIC execution. A DRAM-based plan is likewise proposed for the FPGA usage of the reconfigurable FIR channel which supports up to 91 MHz information testing recurrence, and offers 54% and 29% less the quantity of cuts than the systolic structure and the CSA-based structure, separately when executed in Xilinx Virtex-5 FPGA gadget (XC5V5X95T-1FF1136). A preferred position of this module is utilized to convey spare snake method and lessens deferral and intensity of the framework however burden of this module is huge zone size of the module.

4. Memory impression decrease for power-proficient acknowledgment of 2-D limited drive reaction channels

Basant K. Mohanty et al. [4], we have examined memory impression and combinational multifaceted nature to land at a methodical structure technique to infer region delay-control productive models for two-dimensional (2-D) limited motivation reaction (FIR) channels. We have displayed novel square based structures for divisible and non-detachable channels with less memory impression by memory sharing and memory-reuse alongside fitting planning of calculations and structure of capacity engineering. The proposed structures include times less stockpiling per yield (SPO), and almost times less vitality utilization per yield (EPO) contrasted and the current structures, where is the information square size. They include times more number-crunching assets than the best of the comparing existing structures, and produce times more throughput with less memory band-width (MBW) than others. We have additionally proposed separate conventional structures for divisible and non-distinguishable channel banks, and a brought together structure of channel bank comprising symmetric and general channels. The proposed bound together structure for 6 parallel

channels includes about occasions more multipliers, times more adders, less registers than comparative existing brought together structure, and figures times more channel yields per cycle with times less MBW than the current plan, where is FIR channel size in each measurement. ASIC amalgamation result demonstrates that for channel size (4), input-square size, and picture size (512), proposed square based non-distinguishable and nonexclusive non-divisible structures, individually, include 5.95 occasions and 11.25 occasions less territory delay-item (ADP), and 5.81 occasions and 15.63 occasions less EPO than the comparing existing structures. The proposed brought together structure includes 4.64 occasions less ADP and 9.78 occasions less EPO than the relating existing structure. A favorable position of this module is utilized to memory based plan and lessens memory of the framework however inconvenience of this module is huge unpredictability of the module.

5. A elite vitality effective engineering for FIR versatile channel dependent on new circulated number juggling plan of square LMS calculation

Basant K. Mohanty et al. [5], in this paper, we present an effective circulated number juggling (DA) plan for the execution of square least mean square (BLMS) calculation. The proposed DA-based structure utilizes a novel look-into table (LUT)- sharing strategy for the calculation of channel yields and weight-increase terms of BLMS calculation. Additionally, it offers critical sparing of adders which establish a significant part of DA-based structures. Additionally, we have proposed a novel LUT-based weight refreshing plan for BLMS calculation, where just one lot of LUTs out of sets should be altered in each emphasis, where , and are, individually, the channel length and info square size. In light of the proposed DA plan, we have inferred a parallel engineering for the usage of BLMS versatile computerized channel (ADF). Contrasted and the best of the current DA-based LMS structures, proposed one includes almost times adders and times LUT words, and offers about occasions throughput of the other. It requires about 25% progressively flip-flounders and doesn't include variable shifters like those of existing structures. It includes less LUT get to per yield (LAPO) than the current structure for square size higher than 4. For square size 8 and channel length 64, the proposed structure includes 2.47 occasions more adders, 15% progressively flip-flops, 43% less LAPO than the best of existing structures, and offers 5.22 occasions higher throughput. The quantity of adders of the proposed structure doesn't increment proportionately with square size; and the quantity of flip-flops is free of square size. This is a significant bit of leeway of the proposed

structure for lessening its territory postpone item (ADP); especially, when an enormous request ADF is executed for higher square sizes. ASIC amalgamation result demonstrates that, the proposed structure for channel length 64, has practically 14% and 30% less ADP and 25% and 37% less EPO than the best of the current structures for square size 4 and 8, individually. A favorable position of this module is utilized to multiplier based method and diminishes intensity of the framework however weakness of this module is huge zone and postponement.

Table 1: Comparison of the FIR filter architecture considering Latency and Area

Reference	Filter Length	Flip Flop	Adder	Multiplier
[1]	16	248	120	128
[2]	16	298	71	173
[3]	16	120	60	194
[4]	16	312	60	207
[5]	16	360	114	232

3. DISTRIBUTIVE ARITHMETIC TECHNIQUE

Distributed Arithmetic (DA) is a widely-used technique for implementing sum-of-products computations without the use of multipliers. Designers frequently use DA to build efficient Multiply-Accumulate Circuitry (MAC) for filters and other DSP applications. The main advantage of DA is its high computational efficiency. DA distributes multiply and accumulates operations across shifters; lookup tables (LUTs) and adders in such a way that conventional multipliers are not required. Distributed arithmetic is an important algorithm for DSP applications. It is based on a bit level rearrangement of the multiply and accumulate operation to replace it with set of addition and shifting operations. The basic operations required are a sequence of table lookups, additions, subtractions and shifts of the input data sequence. The Look Up Table (LUT) stores all possible partial products over the filter coefficient space.

Assuming coefficients $c[n]$ is known constants, and then $y[n]$ can be rewritten as follows:

$$y[n] = \sum c[n] \cdot x[n] \quad n = 0, 1, \dots, N-1 \tag{1}$$

Variable $x[n]$ can be represented by:

$$x[n] = \sum x_b[n] \cdot 2^b \quad b=0, 1, \dots, B-1$$

$$x_b[n] \in [0, 1] \tag{2}$$

Where $x_b[n]$ is the b^{th} bit of $x[n]$ and B is the input width. Finally, the inner product can be rewritten as follows:

$$y = \sum c[n] \sum x_b[k] \cdot 2^b \quad (3)$$

$$\begin{aligned} &= c[0] (x_{B-1}[0]2^{B-1} + x_{B-2}[0]2^{B-2} + \dots + x_0[0]2^0) \\ &+ c[1] (x_{B-1}[1]2^{B-1} + x_{B-2}[1]2^{B-2} + \dots + x_0[1]2^0) + \dots \\ &+ c[N-1] (x_{B-1}[N-1]2^{B-1} + x_{B-2}[N-1]2^{B-2} + \dots + x_0[N-1]2^0) \end{aligned} \quad (4)$$

$$\begin{aligned} &= (c[0]x_{B-1}[0] + c[1]x_{B-1}[1] + \dots + c[N-1]x_{B-1}[N-1])2^{B-1} + (c[0]x_{B-2}[0] \\ &+ c[1]x_{B-2}[1] + \dots + c[N-1]x_{B-2}[N-1])2^{B-2} + \dots + (c[0]x_0[0] + \\ &c[1]x_0[1] + \dots + c[N-1]x_0[N-1])2^0 \end{aligned} \quad (5)$$

$$\sum 2^b \sum c[n] \cdot x_b[k]$$

Where $n=0, 1 \dots N-1$ and $b=0, 1 \dots B-1$
 The coefficients in most of DSP applications for the multiply accumulate operation are constants.

4. PROPOSED METHODOLOGY

The above method holds great just when we go for lower request channels. For higher request channels, the size of the LUT additionally increments exponentially with the request for the channel. For a channel with N coefficients, the LUT have $2N$ values. This thusly diminishes the exhibition. it to square transpose structure type-I arrangement of square FIR channel. The DFG-3 can be retimed to get the DFG-4 of Figure 1, which is alluded to square transpose structure type-II design.

Note that both sort I and type-II arrangements include a similar number of multipliers and adders, however type-II setup includes almost L times less postpone components than those of sort I design. We have, in this way, utilized square transpose structure type-II setup to determine the proposed structure. In Section II-C, we present numerical plan of square transpose structure type-II FIR channel for a summed up definition of the idea of square based calculation of transpose structure FIR filers.

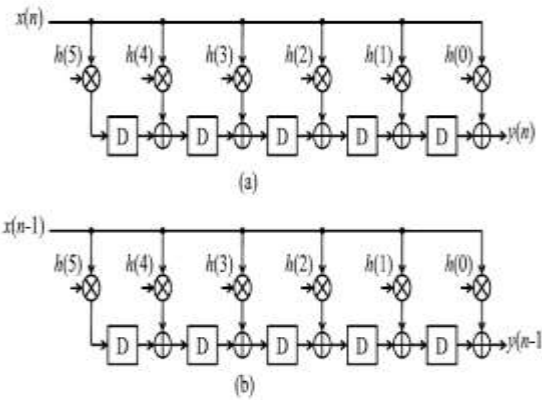


Figure 1: DFG of transpose form structure for $N = 6$. (a) DFG-1 for output $y(n)$. (b) DFG-2 for output $y(n - 1)$

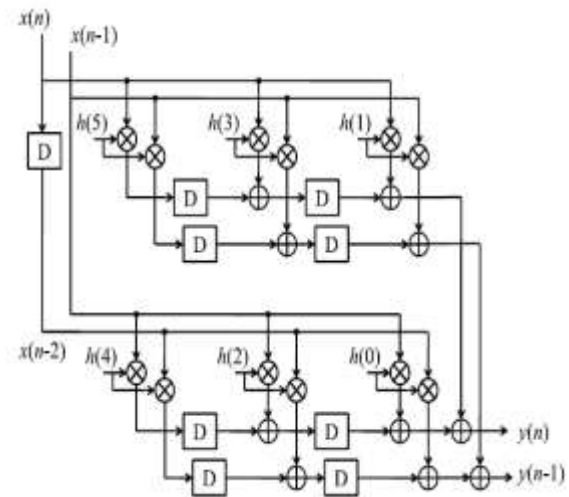


Figure 2: Merged DFG (DFG-3: transpose form type-I configuration for block FIR structure)

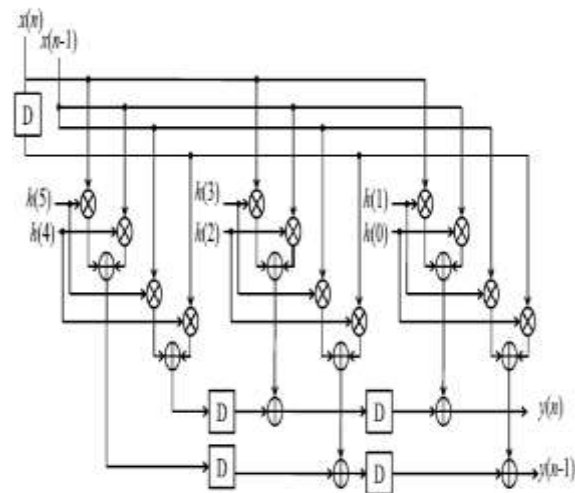


Figure 3: DFG-4 (retimed DFG-3) transpose form type-II configuration for block FIR structure

On the off chance that the coefficients are little, it is exceptionally advantageous to acknowledge through the rich structure of FPGA LUT. While the coefficient is substantial, it will take parcel of capacity assets of FPGA and decrease the count speed. Then, the N-1 cycles likewise bring about too long LUT time and low registering speed. Shunwen Xiao, Yajun Chen, introduced a change and advancement of the DA calculation going for the issues of the arrangement in the coefficient of FIR channel, the capacity asset and the ascertaining speed, which make the memory size littler and the operation speed speedier to enhance the computational execution.

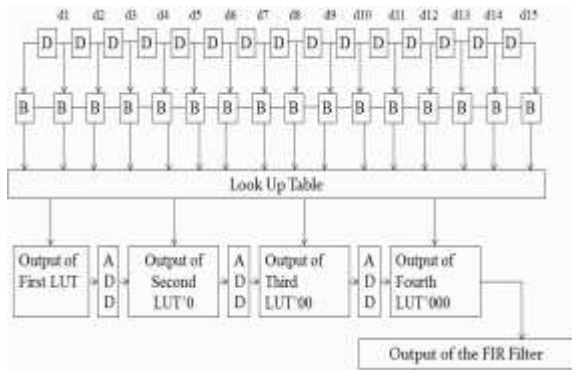


Figure 4: FIR Filter using Distributive Arithmetic Technique


Example:-

Step 1:- $x(n) = 0001$, where $x(n)$ is the input of the FIR Filter

Step 2:- $x(n)$ is passing through all delay flip flop (D-FF),

$d1= 0001, d2=0010, d3=0011, d4=0100, d5=0101, d6=0110, d7=0111, d8= 1000, d9=1001, d10=1010, d11=1011, d12=1100, d13=1101, d14=1110, d15=1111$

Step 3:- Input of the FIR filter and output of the D-FF passing through Buffer



Step 4:- All buffer passing through LUT then

b0	b1	b2	b3	b4	b5	b6	b7	b8	b9	b10	b11	b12	b13	b14	b15
1	1	0	1	0	1	0	1	0	1	0	1	0	1	0	1
0	0	1	1	0	0	1	1	0	0	1	1	0	0	1	1
0	0	0	0	1	1	1	1	0	0	0	0	1	1	1	1
0	0	0	0	0	0	0	0	1	1	1	1	1	1	1	1

Output of the LUT

$$P1 = h_0+h_1+h_3+h_5+h_7+h_9+h_{11}+h_{13}+h_{15}$$

$$P2 = h_2+h_3+h_6+h_7+h_{10}+h_{11}+h_{14}+h_{15}$$

$$P3 = h_4+h_5+h_6+h_7+h_{12}+h_{13}+h_{14}+h_{15}$$

$$P4 = h_8+h_9+h_{10}+h_{11}+h_{12}+h_{13}+h_{14}+h_{15}$$

Suppose

$h_0=0000, h_1=0001, h_2=0010, h_3=0011, h_4=0100, h_5=0101, h_6=0110, h_7=0111, h_8=1000, h_9=1001, h_{10}=1010, h_{11}=1011, h_{12}=1100, h_{13}=1101, h_{14}=1110, h_{15}=1111$

So,

$$P1= 1000000$$

$$P2= 1000100$$

$$P3= 1001110$$

$$P4= 1011100$$

Step 5:- Output of the FIR Filter

$$Y_n = P1 + P2'0 + P3'00 + p4'000$$

$$= 1000000 + 1000100'0 +$$

$$1001110'00 + 1011100'000$$

$$= 1001111000 (1240)$$

5. CONCLUSION

In this paper, we have investigated the plausibility of acknowledgment of square FIR channels in transpose structure arrangement for territory postpone proficient acknowledgment of both fixed and reconfigurable applications. A summed up square detailing is introduced for transpose structure square FIR channel, and dependent on that we have determined transpose structure square channel for reconfigurable applications.

Limited Impulse Response channel assumes a significant job in numerous Digital Signal Processing applications. In this strategy, the multiplier less FIR channel is actualized utilizing Distributed Arithmetic which comprises of Look Up Table and after that dividing is included. This engineering gives a proficient region time control execution which includes essentially less inactivity and less zone defer unpredictability when contrasted and existing structures for FIR Filter.

6. REFERENCES

- [1] Basant Kumar Mohanty, and Pramod Kumar Meher, High-Performance FIR Filter Architecture

- for Fixed and Reconfigurable Applications”, IEEE Transactions on Very Large Scale Integration (VLSI) Systems, Vol. 78, No.06, April 2016.
- [2] Indranil Hatai, Indrajit Chakrabarti, and Swapna Banerjee, “An Efficient VLSI Architecture of a Reconfigurable Pulse-Shaping FIR Interpolation Filter for Multi-standard DUC”, IEEE Transactions on Very Large Scale Integration (VLSI) Systems, Vol. 23, No. 6, June 2015.
- [3] Sang Yoon Park and Pramod Kumar Meher, “Efficient FPGA and ASIC Realizations of DA-Based Reconfigurable FIR Digital Filter”, IEEE Transactions on Circuits And Systems-II: Express Briefs, 2014.
- [4] B. K. Mohanty, P. K. Meher, S. Al-Maadeed, and A. Amira, “Memory footprint reduction for power-efficient realization of 2-D finite impulse response filters,” *IEEE Trans. Circuits Syst. I, Reg. Papers*, vol. 61, no. 1, pp. 120–133, Jan. 2014.
- [5] B. K. Mohanty and P. K. Meher, “A high-performance energy-efficient architecture for FIR adaptive filter based on new distributed arithmetic formulation of block LMS algorithm,” *IEEE Trans. Signal Process.*, vol. 61, no. 4, pp. 921–932, Feb. 2013.
- [6] G. Gokhale and P. D. Bahirgonde, “Design of Vedic Multiplier using Area-Efficient Carry Select Adder”, 4th IEEE International Conference on Advances in Computing, Communications and Informatics (ICACCI-2015), Kochi, August 10-13, 2015, India.
- [7] G. Gokhale and Mr. S. R. Gokhale, “Design of Area and Delay Efficient Vedic Multiplier Using Carry Select Adder”, 4th IEEE International Conference on Advances in Computing, Communications and Informatics (ICACCI-2015), Kochi, August 10-13, 2015, India.
- [8] Pavan Kumar, Saiprasad Goud A, and A Radhika had published their research with the title “FPGA Implementation of high speed 8-bit Vedic multiplier using barrel shifter”, 978-1-4673-6150-7/13 IEEE.
- [9] B. Madhu Latha1, B. Nageswar Rao, published their research with title “Design and Implementation of High Speed 8-Bit Vedic Multiplier on FPGA” International Journal of Advanced Research in Electrical ,Electronics and Instrumentation Engineering, Vol. 3, Issue 8, August 2014.